



Chat Assistant - Human Centricity

Features

- Finally, a secure way to implement ChatGPT in Enterprise.
- Easy to use, end user Interface.
- Rating system for each AI Generated Response.
- Feedback System.
- Users can create multiple prompt personas to suit and how they work.
- Self-Monitoring, Search logs of past interactions to encourage reuse.
- Built-in & Secure Administrative Backend
- Live Auditing Dashboard.
- Admin Feedback Log
- In App Moderations, "BLACK List Words" prevent submission, "GREY List Words" are logged.
- Notifications of Feedback submissions and Triggered "Grey List Words"

Requirements

- Power Platform Premium Licensing
 - Dataverse
 - Custom Connectors
- Azure Subscription
 - Access to Azure OpenAI

Azure and Power Platform Technologies Used

- Azure Cognitive Services, OpenAI
- Power Platform Custom Connector – connects Azure to the Power App
- Power Platform Canvas Application – the application
- Power Platform Power Automate – the notification system.

Azure OpenAI, Access, Limits & Requests

- 1st you may need to request access to Azure OpenAI Services. If you need to access this link and fill out the form. <https://aka.ms/oaiapply>
- This service has [a hard set of limits](#) that may become restrictive as this solution scales. If you reach limits the application will error out often or not work at all. You can request increases here <https://aka.ms/oai/quotaincrease> to avoid this.



Chat Assistant - Differences between Azure version of OpenAI vs OpenAI Direct

Feature	Azure OpenAI	OpenAI Direct - ChatGPT
Ownership	Co-developed by Microsoft and OpenAI	OpenAI
GPT-4 Support	Supports the latest GPT-4 models (currently in preview)	This is a paid service with a \$20 monthly subscription to ChatGPT Plus
Security	Offers the security capabilities of Microsoft Azure	Not specified
Image Input Support for GPT-4	Not supported yet	Designed to be multimodal, but not specified
VNET and Private Endpoints Support	Supports VNETs and Private Endpoints	Not specified
Access	Need access to Azure and require an application to use Azure OpenAI	Access available to everyone
Learning Resources	Offers introduction to Azure OpenAI training course 1	Learning resources available
Customer Support	Part of Azure Cognitive Services support options 2	Customer support through various channels, including email support
Fine-Tuned Model Creation	Allows creation of up to 100 fine-tuned models	Not specified
Training data for fine-tuning model	Training data provided is only used to fine-tune the customer's model and is not used to train or improve any model	Data submitted to the API prior to March 1, 2023 may have been used for improvements
Prompts and completions for ChatGPT	Stores prompts and completions data for a maximum of 30 days in the same region, which is encrypted and only accessible to authorized Microsoft employees	Stores prompts and completions to train, retrain, or improve the models. Therefore, with this in mind, you should be careful when working with sensitive data ³
SLAs for API Responses	The overall SLA for Azure OpenAI Service is the same as for other Azure Cognitive Services ⁴	Not available but working towards it but have they have a status page 5
Pricing for ChatGPT (gpt-3.5-turbo)	Pricing is based on the pay-as-you-go consumption of \$0.002 per 1K tokens (1,000 tokens is about 750 words)	Free plan with some limitations as well as paid plans. For the paid plans, the price is \$0.002 per 1K tokens
Regional availability	Currently, only available in West Europe, East US and South Central US 6	Provides API access to many countries, regions, and territories



This is your opening screen to the application. You are given a friendly reminder that clicking the logo will start a new Chat session. This banner is temporarily displayed and disappears after 5 seconds.

The screenshot shows the application's opening screen. At the top, there is a purple header bar containing the 'ds' logo on the left, a yellow banner with the text 'Click this logo to start a new chat session... 3' in the center, and a hamburger menu icon on the right. Below the header, the main content area is divided into two columns. The left column features a 'Default Profile' section with a text input field, a 'Submit' button, and a character count of '0, 8192 Remaining'. Below this is another section with a character count of '8192 Characters Remaining in This Session'. The right column displays a large, faint 'Azure OpenAI' logo and text. At the bottom, a purple footer bar contains the text '©2023 DEMO' on the left and 'V2.1.3.5 AZURE' on the right, accompanied by a small diamond-shaped icon.



In this screen you can see a full Chat turn where in the user has asked a question and the AI has responded. Several things to notate on this screen. Users can copy the AI response directly AND from within the chat history in the lower left. Users can also copy their prompts as well. Users can vote on the AI Response and provide feedback. More on this later. Take notes that above the Chat box it says “Default Profile”, this is the current chosen profile that is active. More on this later



In this screen the user has pressed the Orange FEEDBACK button and is presented with the dialog to enter in their feedback. Doing so will trigger a Power Automate email notification to the configured recipients from within the Cloud Flow.


The screenshot displays the 'Generative AI Assistant' interface. At the top, there is a purple header with the 'ds' logo on the left and a hamburger menu on the right. The main content area is divided into several sections:

- Default Profile:** A large empty text box with a 'Submit' button below it. Below the box, it says '0, 7537 Remaining'.
- AI Response:** A card showing a question 'How do I file a trademark patent?' and an answer starting with 'To file a trademark patent, you should: 1. Conduct a comprehensive search of existing trademarks by using the United States Patent and Trademark Office's...'. Below the answer is a 'Feedback?' button.
- Feedback Dialog:** A purple dialog box titled 'Feedback' is open over the AI response. It contains a text input field with the placeholder 'Feedback goes here...' and a 'Submit' button.
- Rating and Actions:** Below the AI response, there is a 'RATE THIS ANSWER' section with five stars (the last one is empty) and a 'Copy Response' button.
- Session Status:** At the bottom left, it says '7537 Characters Remaining in This Session'.


At the bottom of the screen, there is a purple footer with '©2023 DEMO' on the left and 'V2.1.3.5 AZURE' on the right.






Here is one of the most powerful features Prompt Engineering Persona Profiles. Users often wear different hats to perform the various roles expected of them, and this feature fits perfectly. Users can have personas for general use, Executive writings, and Sales emails. There is no limit to how many Persona Profiles a user can have.



Prompt Engineering Setting



Create New Prompt Profile

-  **Default Profile** 🖱️
Last Modified 6/17/2023 >
-  **Executive Communication**
Last Modified 6/17/2023 >
-  **Sales Email**
Last Modified 6/17/2023 >

Owner: me@davidsoden.com

Name: Selected


Prefix:

Suffix:

Max Words 167

Creativeness 0.7

[📖 Learn More... about prompt engineering.](#)

 **Save**





Here Users can access, see and copy out past prompts and the responses from the AI. They can also see how many tokens they have used up to date.

David Soden's Logs

DTS	User	Grey	Prompt	AI Response	Rating	SNT	REC	TL
Saturday, June 17, 2023...	David Soden	No	⌘ How do I file a trademark patent?	⌘ To file a trademark patent, you should: 1. Conduct ...	4	55	122	177
Saturday, June 17, 2023...	David Soden	No	⌘ How do I file a trademark patten?	⌘ How do I file a trademark patent? type of trademark you are seekin...	0	56	103	159
Saturday, June 17, 2023...	David Soden	No	⌘ how do I reboot Linux?	⌘ . Rebooting a Linux system is a relatively simple pr...	0	52	130	182
Saturday, June 17, 2023...	David Soden	No	⌘ how do I reboot mac?	⌘ section. 1. Shut down your Mac through the Apple ...	0	117	50	167
Saturday, June 17, 2023...	David Soden	No	⌘ how do I reboot windows?	⌘ section. 1. Shut down your computer through the S...	3	52	53	105
Friday, June 16, 2023 3:...	David Soden	No	⌘ write me a story about a dog named chip.	⌘ "Chip the Curious Canine: A Tale of Adventure and...	0	79	406	485
Friday, June 16, 2023 3:...	David Soden	No	⌘ write me a story about what it takes to be a good p...	⌘ point You have always been a problem solver and h...	0	60	478	538

Sent: 471

Received: 1342

Total: 1813

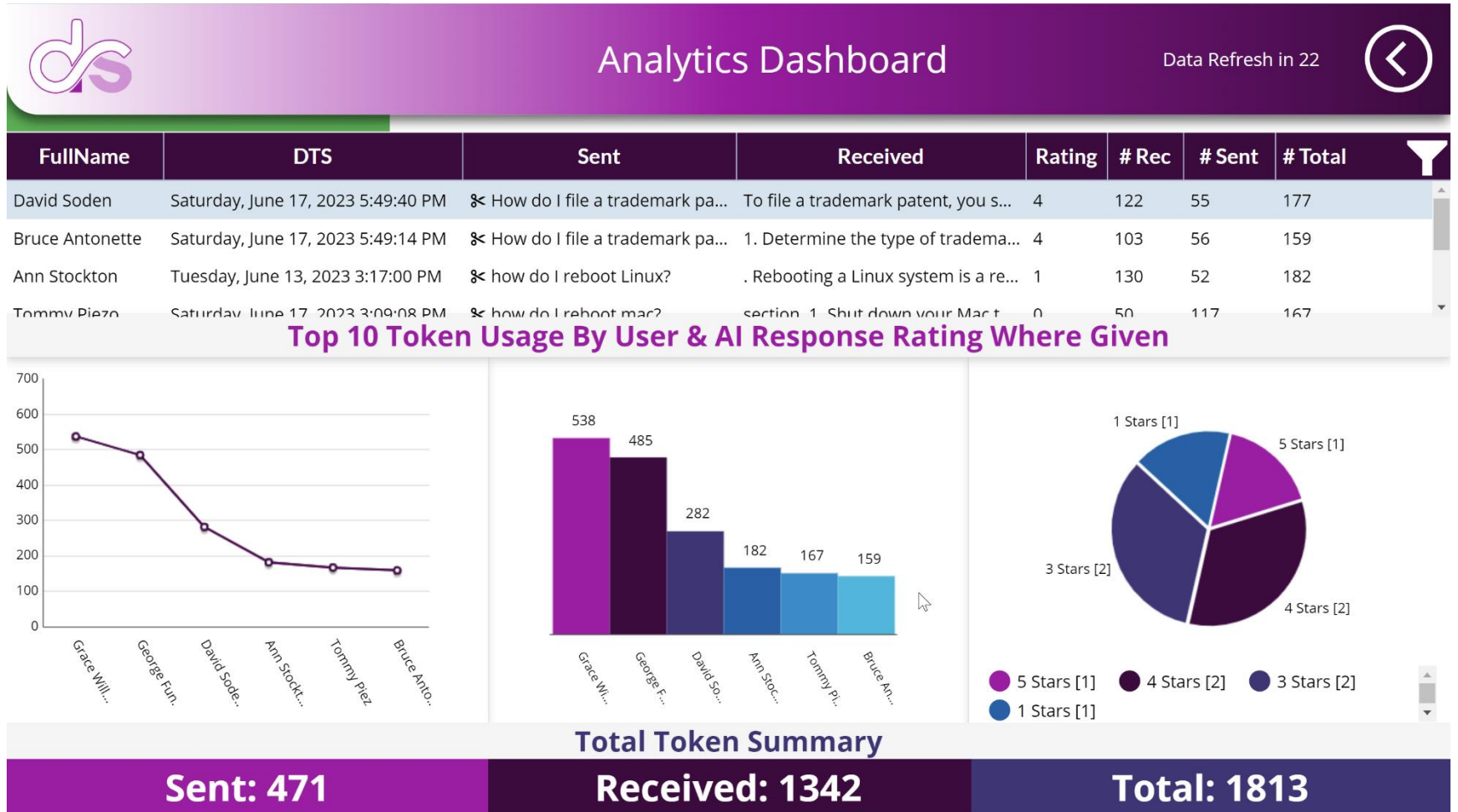


The menu system is dynamically configured. Administrators of the system will see the full menu, where as regular users will not see menu items, specifically designated for admins.

The screenshot displays the 'Generative AI Assistant' interface. At the top, a purple header contains the 'ds' logo on the left and the title 'Generative AI Assistant' in the center. On the right side of the header is a hamburger menu icon. Below the header, the interface is split into two main sections. The left section features a 'Default Profile' area with a large empty text box, the text '0, 8192 Remaining' below it, and a purple 'Submit' button. Below this is another empty text box with the text '8192 Characters Remaining in This Session' at the bottom. The right section is a large white area with a faint 'Azure OpenAI' logo and text in the background. On the right side of this area is a vertical navigation menu with the following items: 'Home' (house icon), 'User Log' (document icon), 'AI Reporting' (line graph icon), 'Feedback' (document icon), 'Moderation' (clock icon), and 'Settings' (gear icon). A red box highlights the 'User Log', 'AI Reporting', 'Moderation', and 'Settings' items. To the right of this box, the word 'Administration' is written vertically in a stylized font, with red arrows pointing to the 'User Log' and 'Settings' items. At the bottom of the interface, a purple footer contains '©2023 DEMO' on the left and a logo followed by 'V2.1.3.5 AZURE' on the right.



On this administration screen, lies a powerful dashboard that gives you full governance and compliance auditability. See all past chats, click a row to see the entries details with full copy capabilities. See other stats at a glance such as token consumption across all users at the bottom of the screen or see your top 10 users. Finally you get a snapshot over the ratings of the AI Responses.





Here are the details of a specific row from within the Dashboard. You can copy the Prompt and the AI Response.

The screenshot displays an 'Analytics Dashboard' with a table of user interactions. A modal window titled 'David Soden Interaction Log 6/17/2023 5:49 PM' is open, showing a user question and an AI response. The user question is 'How do I file a trademark patent?'. The AI response provides a three-step process for filing a trademark patent.

FullName	DTS	Sent	Received	Rating	# Rec	# Sent	# Total
David Soden	Saturday, June 17, 2023 5:49:40 PM	< How do I file a trademark pa...	To file a trademark patent, you s...	4	122	55	177
Bruce Antonette	Saturd...						159
Ann Stockton	Tuesda...						182
Tommy Piezo	Saturd...						167

David Soden Interaction Log 6/17/2023 5:49 PM

User Question: How do I file a trademark patent?

AI Response: To file a trademark patent, you should:


1. Conduct a comprehensive search of existing trademarks by using the United States Patent and Trademark Office's Trademark Electronic Search System (TESS) to ensure your proposed mark is available for use and registration.
2. Prepare and submit an application to the USPTO for a trademark registration. This process requires knowledge of the trademark law and the appropriate documents to be filed.
3. Monitor the status of your application to make sure it is approved

Total Token Summary



Sent: 471	Received: 1342	Total: 1813
-----------	----------------	-------------



In this administrative screen admins can review the full feedback log in context to the Prompt and AI Response. Remember you also get an email notification for each time feedback is submitted.




Feedback Log



<p>David Soden 6/17/2023 3:08 PM</p>	<p>Feedback: This was an OK answer</p> <hr/> <p>Prompt: how do I reboot windows?</p> <p>AI Response: section.</p> <ol style="list-style-type: none">1. Shut down your computer through the Start Menu.2. Once shut down, press the power button on your computer to turn it back on.3. Your computer will now reboot and you should be able to continue using it.
--	---

©2023 DEMO






V2.1.3.5 AZURE



In this screen you can configure words you wish to moderate by flagging them as BLACK = Forbidden, or GREY allowed but flagged and another notification is sent to those whom are configured from inside the Cloud Flow.

ds Moderation Key Word Manager

	Porn 6/17/2023 4:00 PM	>
	jackass 6/17/2023 5:58 PM	>
	hate 6/17/2023 5:59 PM	>

New

* Word

Classification

