

## NEW REQUEST FORM

When I submit a New Request Form the new record shows up right away in my SharePoint list, but no longer immediately shows up in my App Gallery like it used to.

### SharePoint Line Item

189	Test Entry	test	No	Normal	New Request
-----	------------	------	----	--------	-------------

### Gallery

Items used to show up immediately and be highlighted in blue. As you can see, there is no new highlighted entry called "Test Entry".

STATUS	NEEDED BY	REQUEST TITLE	REQUESTOR	PROJECT MGR	MECH ENGR	PROJECT #	PERCENT COMPLETE
Completed	10/10/2020	Chicken Coop	Agustin, T.				100%
Completed	10/10/2020	Coax Tip	Agustin, T.				100%
New Request	10/17/2020	Icon Build	Agustin, T.				0%
Cancelled	10/10/2020	Microscope Mount	Agustin, T.				75%
In Design	10/21/2020	New Form Test	Agustin, T.				25%
Approval Pending	10/8/2020	Picnic Bench	Agustin, T.				25%
New Request	10/17/2020	Sept 2 New Form Submission	Agustin, T.				0%
In Model Shop	12/31/2020	Tree House	Agustin, T.				50%
New Request	10/11/2020	Trench for Sprinklers	Agustin, T.				0%
In Model Shop	10/11/2020	Two Car Garage	Agustin, T.				50%
More Info Needed	10/8/2020	WFH Standing Desk	Agustin, T.				0%
On Hold	10/8/2020	Wooden Saw Horse	Agustin, T.				25%

If I click "Run OnStart" the new line item appears and is highlighted as intended.

STATUS	NEEDED BY	REQUEST TITLE	REQUESTOR	PROJECT MGR	MECH ENGR	PROJECT #	PERCENT COMPLETE
Completed	10/10/2020	Chicken Coop	Agustin, T.				100%
Completed	10/10/2020	Coax Tip	Agustin, T.				100%
New Request	10/17/2020	Icon Build	Agustin, T.				0%
Cancelled	10/10/2020	Microscope Mount	Agustin, T.				75%
In Design	10/21/2020	New Form Test	Agustin, T.				25%
Approval Pending	10/8/2020	Picnic Bench	Agustin, T.				25%
New Request	10/17/2020	Sept 2 New Form Submission	Agustin, T.				0%
New Request	10/17/2020	Sept 2 V2 Test	Agustin, T.				0%
New Request	10/17/2020	Test Entry	Agustin, T.				0%
In Model Shop	12/31/2020	Tree House	Agustin, T.				50%
New Request	10/11/2020	Trench for Sprinklers	Agustin, T.				0%
In Model Shop	10/11/2020	Two Car Garage	Agustin, T.				50%
More Info Needed	10/8/2020	WFH Standing Desk	Agustin, T.				0%

## NEW REQUEST FORM CONTINUED

Here is a snapshot of the Test Entry submission before I clicked the Submit button.

**The OnSelect property for the Submit Form button is:**

```
Set(varPlaySpinner,true);SubmitForm(frmNewRequest);Set(HighlightRecord, LookUp('Tool Design Support Requests', ID = frmNewRequest.LastSubmit.ID));Navigate('Home Screen',Transition.None);Set(varPlaySpinner,false)
```

The screenshot shows a mobile application form titled "New Request Form". The form has a dark blue header with a back arrow and a menu icon. The form fields are arranged in a grid-like structure. The "Request Summary Title" field is highlighted with a red box and contains the text "Test Entry". The "Priority" dropdown menu is set to "Normal". The "Needed By" date field is set to "10/17/2020". The "Project Number" dropdown menu is empty. The "Project Name" field is empty. The "Program Manager/Product Engineer" field is empty. The "Part Number" field contains "NEW". The "Quantity Required" field contains "10". The "Cost Center" field contains "Enter CC if applicable". The "Description" text area contains "test". The "Network Drive File Location" field contains "test". At the bottom right, there is a "SUBMIT FORM" button (highlighted with a red box) and a "Clear Form" button.

### New Form Properties

DataSource: 'Tool Design Support Requests'

DefaultMode: FormMode.New

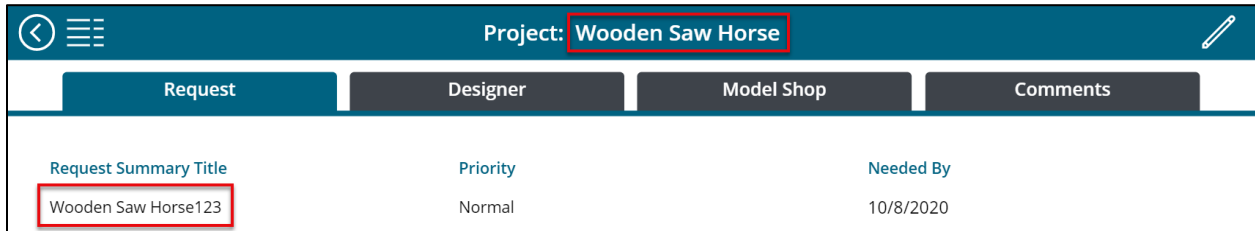
Items: empty

OnSuccess: empty

OnReset: false

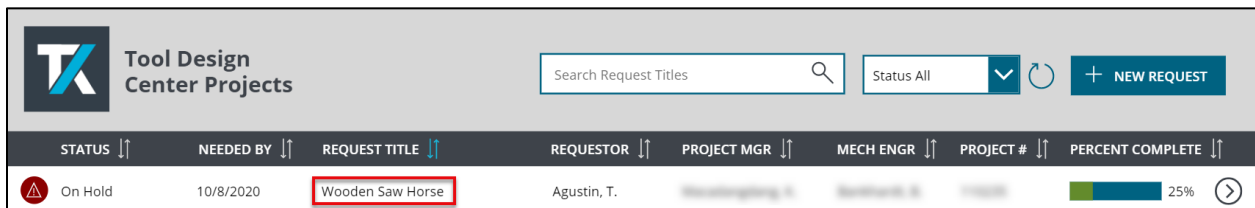
## EDIT REQUEST FORM

The Edit Request Form is on a separate screen. Another refresh issue that is likely related is that when I click the Edit icon, make changes to the Request Summary Title and save them, the header title is not refreshed real time like it used to be.



The screenshot shows the 'Edit Request Form' for a project named 'Wooden Saw Horse'. The form has four tabs: 'Request', 'Designer', 'Model Shop', and 'Comments'. The 'Request' tab is active. The 'Request Summary Title' field contains the text 'Wooden Saw Horse123', which is highlighted with a red box. Other fields include 'Priority' set to 'Normal' and 'Needed By' set to '10/8/2020'.

The name is not updated in the Gallery either which also used to be instantaneous.



The screenshot shows the 'Tool Design Center Projects' gallery. It features a search bar, a status filter set to 'All', and a '+ NEW REQUEST' button. Below is a table with the following columns: STATUS, NEEDED BY, REQUEST TITLE, REQUESTOR, PROJECT MGR, MECH ENGR, PROJECT #, and PERCENT COMPLETE. The first row of data shows a request with status 'On Hold', needed by '10/8/2020', request title 'Wooden Saw Horse', and 25% completion. The 'REQUEST TITLE' cell is highlighted with a red box.

STATUS	NEEDED BY	REQUEST TITLE	REQUESTOR	PROJECT MGR	MECH ENGR	PROJECT #	PERCENT COMPLETE
On Hold	10/8/2020	Wooden Saw Horse	Agustin, T.				25%

I was not having any of these issues before I added columns for the sake of sorting them. What do I need to adjust to make the app function the way it used to?

### Edit Form Properties

DataSource: 'Tool Design Support Requests'

DefaultMode: FormMode.View

Item: LookUp('Tool Design Support Requests',ID=varRecord.ID)

OnSuccess: empty

OnReset: false

## ONSTART FORMULAS BEFORE AND AFTER

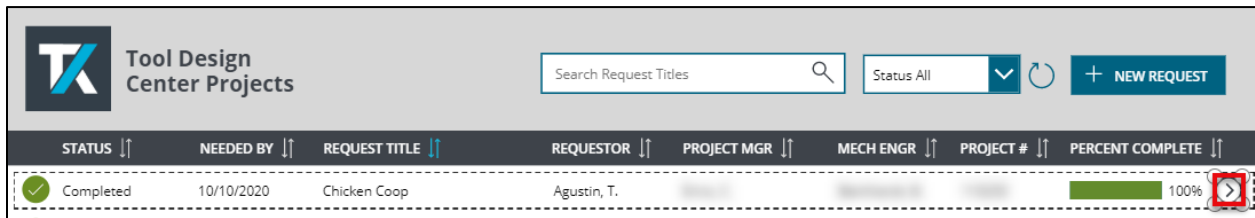
### OnStart Collection BEFORE adding columns:

```
ClearCollect(colRequests,'Tool Design Support Requests')
```

### OnStart formula AFTER adding columns:

```
ClearCollect(colRequests,AddColumns('Tool Design Support Requests','StatusTxt',Status.Value,"AuthorTxt",Author.DisplayName,"PMTxt",PMPEPerson.DisplayName,"METxt",MEAssigned.DisplayName,"PCTxt",PercentComplete.Value)
```

## GALLERY NAV ICON



### OnSelect formula:

```
Set(varRecord,ThisItem);Navigate('Edit Request Screen',Transition.None)
```