

Good morning, I am new developing in power apps, I need help with this problem if you know of a solution.

I have a sharepoint list called themes

ID	Título	Creado	Modificado
1	[Redacted]	[Redacted]	[Redacted]
2	[Redacted]	[Redacted]	[Redacted]

3

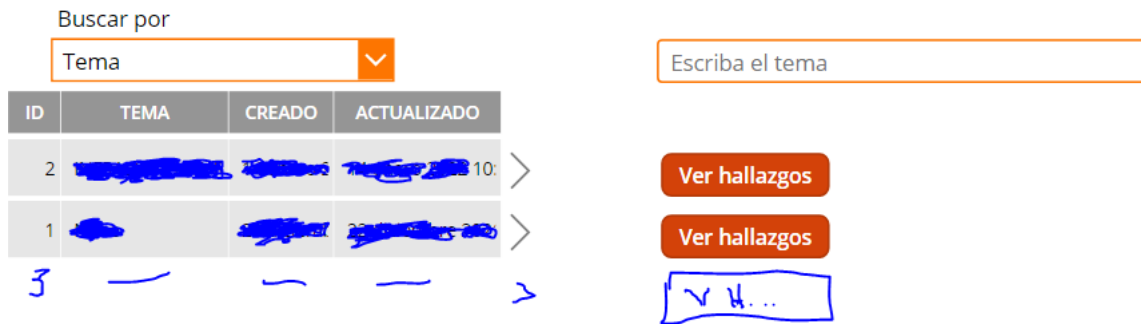
And this other list called findings which is related to the list of topics by means of the column id_topic (column type Search)

Título	No_Hallazgo	Descripción	Id_Tema	Creado
n/a	1	Mostrar entradas	1	24/12/2021
n/a	1.2	Mostrar entradas	1	27/12/2021

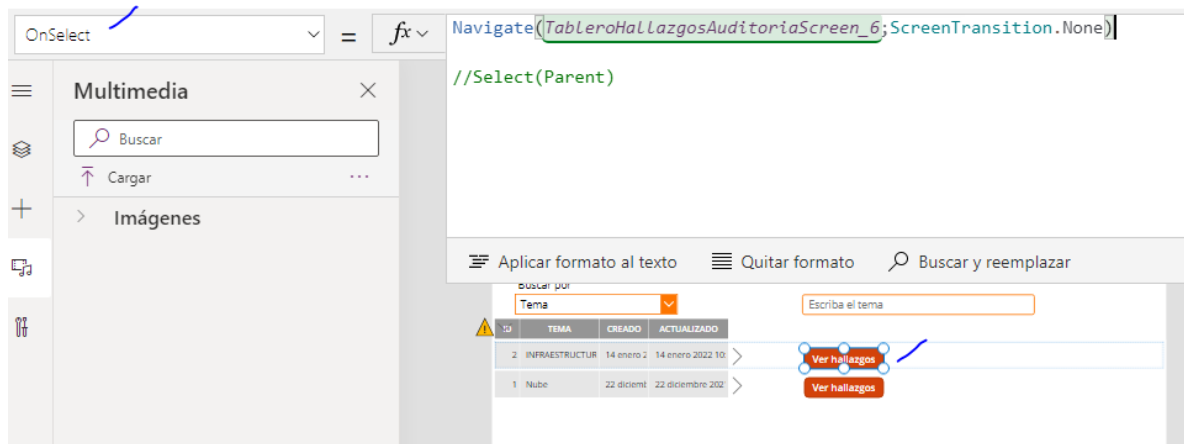
Handwritten numbers in No_Hallazgo: 1, 2, 3, 4, 1, 2, ...

Handwritten numbers in Id_Tema: 2, 2, 2, 2, 3, 3, ...

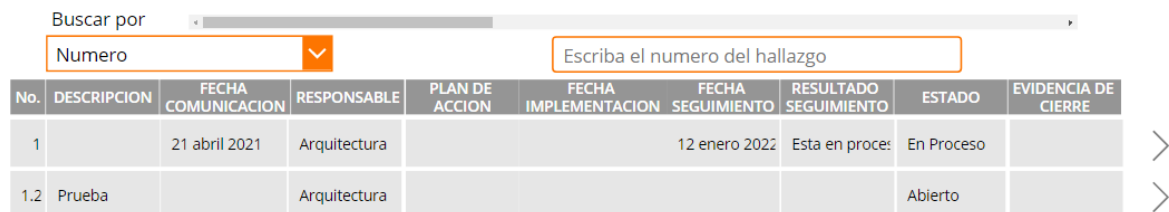
In a canvas application I have the following screen with a gallery of the themes.



In the OnSelect of the "View Findings" button I have this logic



Clicking on the "View Findings" button of any ID navigates to the findings screen by topic but always displays the findings associated with the topic with ID 1.



In Items of this gallery I have the following logic

The screenshot shows a gallery item editor interface. On the left, there is a sidebar with a search bar labeled "Buscar" and a "Cargar" button. The main area displays a table with the following columns: "Número" (with a dropdown menu), "DESCRIPCION", "FECHA COMUNICACION", "RESPONSABLE", "PLAN DE ACCION", "FECHA IMPLEMENTACION", "FECHA SEGUIMIENTO", "RESULTADO SEGUIMIENTO", "ESTADO", and "EVIDENCIA DE CIERRE". The table contains two rows of data:

No.	DESCRIPCION	FECHA COMUNICACION	RESPONSABLE	PLAN DE ACCION	FECHA IMPLEMENTACION	FECHA SEGUIMIENTO	RESULTADO SEGUIMIENTO	ESTADO	EVIDENCIA DE CIERRE
1		21 abril 2021	Arquitectura			12 enero 2022	Esta en proces	En Proceso	>
1.2	Prueba		Arquitectura					Abierta	>

Below the table, there is a large empty rectangular area with a blue border, likely a placeholder for an image or additional content. The top of the editor shows a search bar with the text "hallazgos" and a "Buscar y reemplazar" button.