



PIA Information	Questionnaire	2-PIA Information Types	10a-PIA Access List	10b-PIA Third Party
-----------------	---------------	-------------------------	---------------------	---------------------

* Project Name

1c-Enter any related projects.

* 3-Individuals Notified? Yes/No
 No

3b-No Notice Why

4b-If not, why

5b-If not, why

* 1a-Enter a brief description of the project.

* 1d-Is this a new project, new stage, phase, or an existing initiative?

* 3a-If yes, how

* 4-Opt Out of Collection
 Off

* 5-Opt Out later date
 Off

* 6-Opt Back In
 Off

* 1b-Enter a brief description of the purpose/goals/objectives.

* 2b-Number of records

3a1-When

4a-If Yes, How & When

5a-If Yes, How

6a-If yes, how



- PIA Information
- Questionnaire
- 2-PIA Information Types
- 10a-PIA Access List
- 10b-PIA Third Party

* Title

Department

* Privacy Contact

* Assigned To

* Project or System Name

* Contact Phone

Privacy Contact title

* Product Manager Name



* Contact Email

Status

```
Set(varRecord, ThisItem);  
ResetForm(formPIAIntro);  
EditForm(formPIAIntro);  
ResetForm(formquest);  
EditForm(formquest);  
Set(varQuestion, ThisItem);  
Navigate(ContentScreen)
```

Set(varRecord, ThisItem); ResetForm(formPIAIntro); EditForm(formPIAIntro);... = This formula has side effects and cannot be evaluated.

Data type: **boolean**

 Format text  Remove formatting  Find and replace

All PIAs

My PIAs

Assigned to Me

Information

Customer

Privacy Team Review
Customer Care, Store
Operations,



Kognitive

Approved
Human Resources,



Genesys Cloud

Approved
ITS Infrastructure &
Operations,



Pharmacy Specialty

HIPAA GC Review
Pharmacy ITS,



colTabsContent

Format text Remove formatting Find and replace

PIA Information Questionnaire 2-PIA Information Types 10a-PIA Access List 10b-PIA Third Party

PIA Information	Questionnaire	2-PIA Information Types	10a-PIA Access List	10b-PIA Third Party
* Title mPerks 4.0 Customer Info Dashboard	* Project or System Name Customer Information Dashboard	* Product Manager Name Fica, Mellisa		
Department Customer Care Store Operations	* Contact Phone 616-791-5386	* Contact Email Matt.Fahlinkg@meijer.com		
* Privacy Contact Van Leeuwen, Brandi	Privacy Contact title Senior Legal Counsel & Director of Privacy	Status Privacy Team Review		
* Assigned To Wright, Gary				

Tree view

Screens Components

Search

- TabsContainer
- MainSectionContainer1
 - Gallery3
 - Gal1st2tabs
 - icon6
 - Separator2
 - NextArrow2
 - Body1
 - Subtitle2
 - Title2
 - HtmlText1
- successful
- ContentScreen
 - DTthirdparty
 - DTaccesslist
 - DTinfotypes
 - ScreenContainer2
 - HeaderContainer2
 - TabsContainer_1
 - galContent

Properties Advanced Ideas

Data source colTabsContent

Fields Edit

Layout Blank

Minimum height 287

Align in container Custom

Flexible width On

Fill portions 1 of 1

Minimum width 320

Visible On

Color

Border 0

Wrap count 5

Template size 81

Template padding 5

Show scrollbar On

Show navigation Off

ns ▾ = fx ▾

```
If(varTabSelected=1,'PIA Project and Contacts', Filter('PIA Project and Contacts', 'Created By'.Email = User().Email))
```

Tree view ✕



Screens Components

🔍 Search

🏠 App

- HomeScreen
 - ScreenContainer1
 - HeaderContainer1
 - Label1
 - Button1
 - Image1
 - Label2
 - TabsContainer
 - MainSectionContainer1
 - Gallery3
 - Gal1st2tabs
 - Icon6

☰ Format text ☰ Remove formatting 🔍 Find and replace

All PIAs	My PIAs	Assigned to Me	Information
 Customer Privacy Team Review Customer Care, Store Operations, > 	Kognitive Approved Human Resources, > 	Genesys Cloud Approved ITS Infrastructure & Operations, > 	Pharmacy Specialty HIPAA GC Review Pharmacy ITS, > 

Privacy Impact Assessment Requests

New PIA



Welcome, Gary Wright



All PIAs



My PIAs



Assigned to Me



Information

Customer

Privacy Team Review

Customer Care, Store Operations,



Kognitive

Approved

Human Resources,



Genesys Cloud

Approved

ITS Infrastructure & Operations,



Pharmacy Specialty

HIPAA GC Review

Pharmacy ITS,



```
Set(varRecord, Blank()); //sets the record from the gallery item selected
ResetForm(formPIAIntro); //resets the default main form to input the PIA contact and project info
NewForm(formPIAIntro); //establishes a blank new form to enter a new PIA
ResetForm(formquest); //sets up a new for the questionnaire portion of the PIA
NewForm(formquest);
Navigate(ContentScreen)
```



PIA Information



Questionnaire



2-PIA Information Types



10a-PIA Access List



10b-PIA Third Party

No item to display

Tree view





Screens Components

 Search


 App


✓ HomeScreen

✓  ScreenContainer1


✓  HeaderContainer1


 Label1

 Button1

 Image1

 Label2


>  TabsContainer


>  MainSectionContainer1

> successful


✓ ContentScreen ...


>  DTthirdparty

>  DTaccesslist

>  DTinfotypes

✓  ScreenContainer2

>  HeaderContainer2

>  TabsContainer_1

✓  MainSectionContainer2

>  formPIAIntro

>  formquest

Privacy Impact Assessment Requests

PIA Information Questionnaire 2-PIA Information Types 10a-PIA Access List 10b-PIA Third Party

Project Name <input type="text"/>	1a-Enter a brief description of the project. <input type="text"/>	1b-Enter a brief description of the purpose/goals/objectives. <input type="text"/>
1c-Enter any related projects. <input type="text"/>	1d-Is this a new project, new stage, phase, or an existing initiative? <input type="text"/> Find Items	2b-Number of records <input type="text"/>
3-Individuals Notified? Yes/No <input type="checkbox"/> No	3a-If yes, how <input type="text"/> Find Items	3a1-When <input type="text"/> Find Items
3b-No Notice Why <input type="text"/>	4-Opt Out of Collection <input type="checkbox"/> Off	4a-If Yes, How & When <input type="text"/>
4b-If not, why <input type="text"/>	5-Opt Out later date <input type="checkbox"/> Off	5a-If Yes, How <input type="text"/>
5b-If not, why <input type="text"/>	6-Opt Back In <input type="checkbox"/> Off	6a-If yes, how <input type="text"/>

DATA

DataSource: 'PIA Questionnaire'

DefaultMode: FormMode.Edit

Item:

ContentLanguage: ""

DESIGN

Fill: RGBA(0, 0, 0, 0)

BorderColor: RGBA(0, 18, 187, 1)

BorderStyle: BorderStyle.Solid

BorderThickness: 0

X: 0

Y: 0

Width: 800

Height: 500

Visible: varTabSelected=2